

Pin Drivers



1 1/4"



7/8"




1/2"



Pin Drivers are specifically designed for removing pins from heavy equipment.

Places traditional hammers and chisel's have difficulty reaching, often resulting in damage to equipment and personnel.

Pin Drivers



Pin Drivers are specifically designed for removing pins from heavy equipment.

Places traditional hammers and chisel's have difficulty reaching, often resulting in damage to equipment and personnel.

Bucket Tooth Removers/ Inserters



Bucket Tooth Pin Remover

Available in three sizes 3/8", 1/2" and 3/4"



Specially designed tips allow for easy access to hard to reach pins



Bucket Tooth Pin Inserters

Available in three sizes 3/8", 1/2" and 3/4"

Curved Chisel & Scarifier Tooth Tips



Curved Chisel Tip makes breaking/cutting or shearing bolts & nuts that are rusted tight, an easy safe job.



Scarifier Tooth Tip easily removes ripper teeth from heavy equipment



Tire Bead Breaker



Tire Bead Breaker Tips come in two Sizes

Small- 2 1/4" - Ideal for most standard equipment and applications

Large- 2 7/8" - Ideal for most large equipment along with tractors and trailers



Tie Rod/Ball Joint Separator

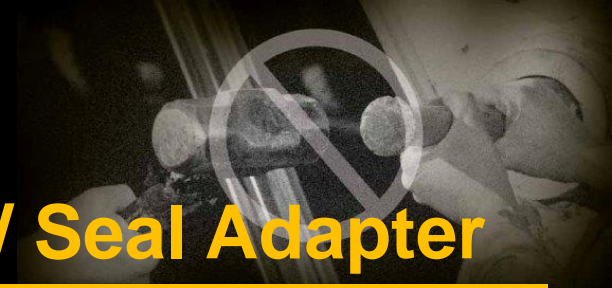


Tie Rod/Ball Joint Separators are available in four sizes

- 11/16"
- 15/16"
- 1 1/8"
- 1 7/16"

Separator forks easily thread onto the adaptor for a safe, fast process





Utility Wedge Tip & Race/Bearing/ Seal Adapter



Utility Wedge Tip is an all purpose impact tip designed to separate parts and straighten steel in a safe and timely manner.

Race/Bearing/Seal Adaptor Tip installs races, bearings and seals all with ease. Simply add drive plates to the tip and complete many jobs with one tool.



Bushing Driver & Bearing/Seal Plate Driver



With this tip the operator can drive heavy duty plates without the cocking motion of swinging a hammer.

Hammer Union Tip

Old Way



Glancing blows cause damage to wing tab and pipe/iron.

Inaccurate hammer swings cause secondary damage to personnel and equipment.



New Way



Direct contact reduces/eliminates damage to flange and pipe

Slide Sledge® Hammer union tip impacts all wing tabs in the same spot with 100% flat surface contact reducing the chance of the tool and tip slipping off when impacting.

Slide Sledge® has direct contact with the wing tab reducing damage caused by glancing blows off the wing.

Strike Wrench Tip

Two Sizes available

1.6 inch opening

2.1 inch opening

Strike Wrench tip
reduces risk of workers
being in the danger zone

100% contact with
intended target 100%
of the time



Constant pressure with the tip
eliminates chance of hammer
or wrench bounce back,
slippage, or glancing hammer
blows



Set Screw- when tight keeps tip
locked onto tool

Continuous Miner Tip


Easily removes continuous miner teeth from continuous miner equipment




With two adaptors available the Continuous Miner Tip can be used with Slide Sledge® Multi-Head™ Hammers, or with the smaller Precision Hammer.

Constant pressure with the tip eliminates chance of glancing hammer blows, or need for a chisel or punch.

Wall Mount Display



Outlines of each tip and hammer makes for easy recognition if something is missing.



Wall Mount Displays offer workers in shop and warehouse settings the ease of having the whole Slide Sledge® product line in front of them with easy access.

3 Sided Floor Display




3 Sided Floor Display offers a convenient way to show all tips and hammers along with specific information on how each tip can be used.

Carry Options



All Slide Sledge® Hammer purchases include a free embroidered nylon carry bag



Military Style cases are available

These cases hold 2 Slide Sledge® hammers a 5lb handle weight and a sling along with half of our available quick change tips

Cases are air and water tight with carry handle and wheels, along with custom cut foam fittings for all tools

